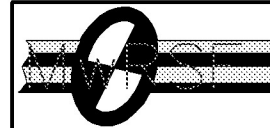


Note:

- (1) Use 305mm minimum lap for No. 4 longitudinal bars.
- (2) Use Grade 60 steel reinforcement.
- (3) Use minimum 28-day concrete compressive strength of 31 MPa.
- (4) 38mm cover front and back



Midwest Roadside
Safety Facility

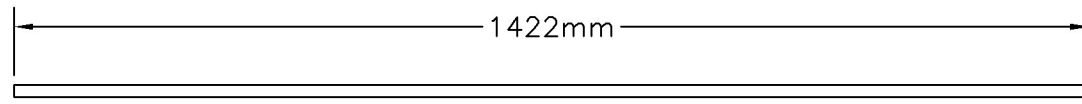
NCHRP 22-14(2)
New Jersey Safety Barrier

Cross Section


Drawing Name:
2214NJ-1 R4.dwg

Scale:
1=10

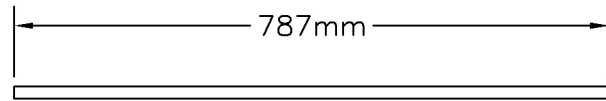
Sheet:
1 of 4
Date:
10/17/2005
By:
GEP/RAH
Rev:
RKF/KAP



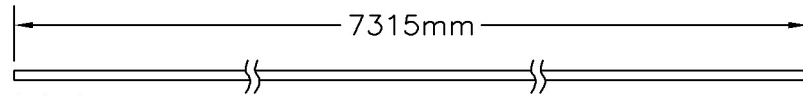
S501



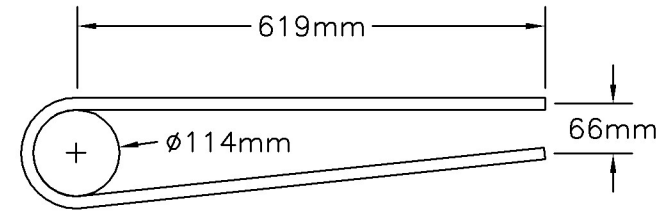
S502



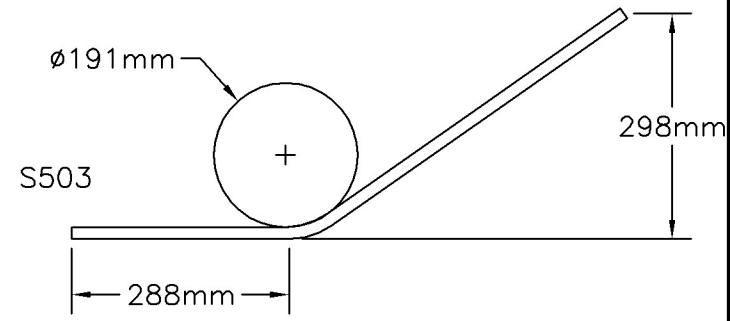
S503



S401



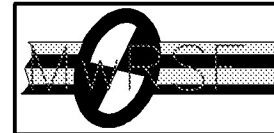
S501



S503

BILL OF BARS

Mark	Bar No.	No.	Length	Pin Dia.	Hook Length
S501	5	120	1422mm	114mm	
S502	5	120	711mm		
S503	5	120	787mm	191mm	
S401	4	24	7315mm		



Midwest Roadside Safety Facility

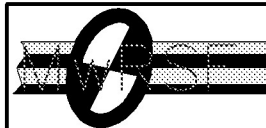
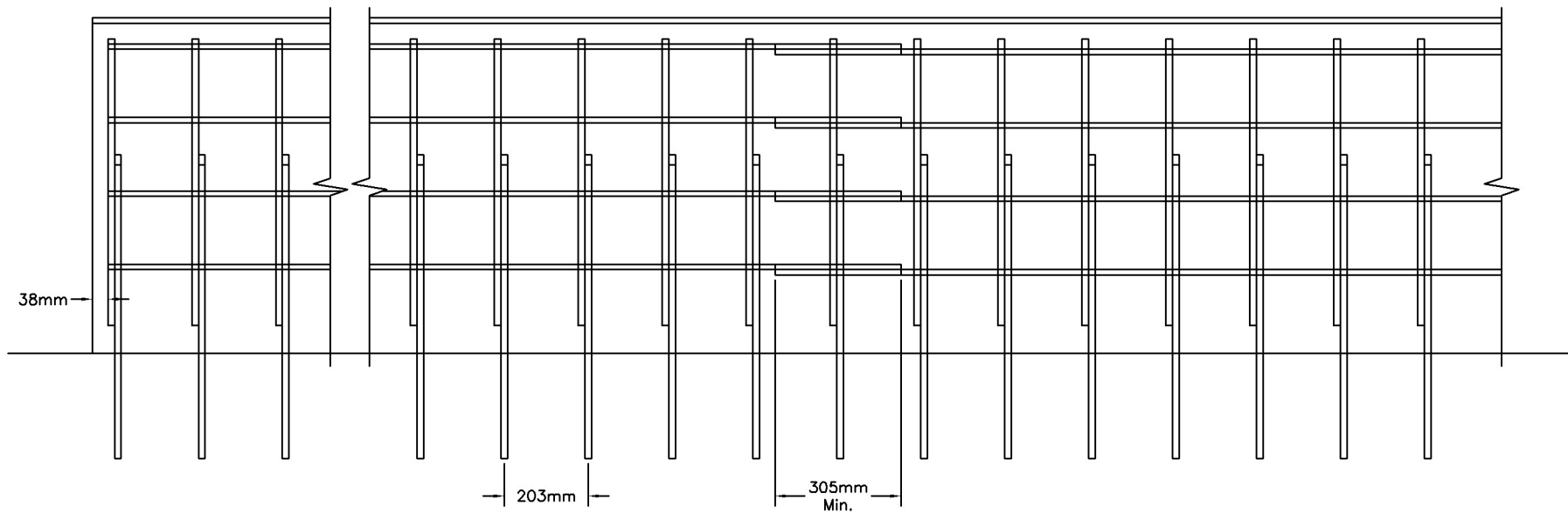
NCHRP 22-14(2)
New Jersey Safety Barrier

Bar Detail

Drawing Number
2214NJ-1 R4.dwg

Scale
1=10

Sheet
2 of 4
Date
10/17/2005
By:
GEP/RAH
Rev:
RKF/KAP



Midwest Roadside
Safety Facility

NCHRP 22-14(2)
New Jersey Safety Barrier

Rebar Longitudinal Detail

Drawing Name:
2214NJ-1 R4.dwg

Scale:
1=16

Sheet:

3 of 4

Date:

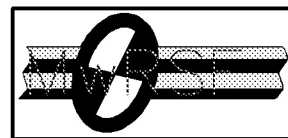

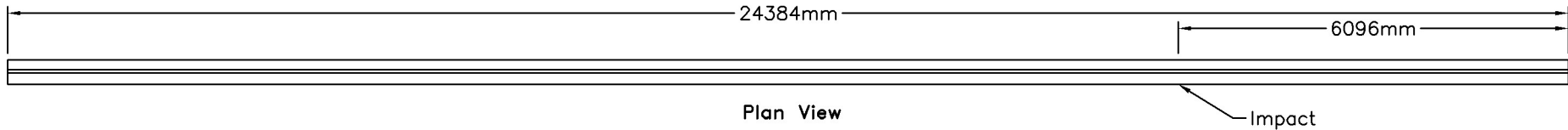
10/17/2005

By:

GEP/RAH

Rev:

RKF/KAP



Midwest Roadside
Safety Facility

NCHRP 22-14(2)
New Jersey Safety Barrier

Elevation and Plan Views

Drawing Name:
2214NJ-1 R4.dwg

Scale:
1=100

Sheet:
4 of 4

Date:
10/17/2005

By:
GEP/RAH

Rev:
RKF/KAP